

Student Satisfaction Survey

Key Indicator - 2.7.1

Criterion II: Teaching, Learning and Evaluation

Guidelines for Students

Student Satisfaction Survey regarding Teaching – Learning and Evaluation will help to upgrade the quality in higher education. A student will have to respond to all the questions given in the following format with her/his sincere effort and thought. Her/his identity will not be revealed.

Instructions to fill the questionnaire

- All questions should be compulsorily attempted.
- Each question has five responses, choose the most appropriate one.
- The response to the qualitative question no.21 is student's opportunity to give suggestions or improvements; she/he can also mention weaknesses of the institute here. (Kindly restrict your response to teaching learning process only)

Student Satisfaction Survey on Teaching Learning Process

Following are questions for student satisfaction survey regarding teaching learning process.

1. How much of the syllabus was covered in the class?
4– 85 to 100%
3– 70 to 84%
2– 55 to 69%
1–30 to 54%
0–Below30%
 2. How well did the teachers prepare for the classes?
4–Thoroughly
3–Satisfactorily
2– Poorly
1–Indifferently
0– Won't teach at all
 3. How well were the teachers able to communicate?
4–Always effective
3 – Sometimes effective
2–Justsatisfactorily
1–Generallyineffective
0–Verypoor communication
 4. The teacher's approach to teaching can best be described as
4–Excellent
3 – Very good
2 –Good
-

1–Fair
0–Poor

5. Fairness of the internal evaluation process by the teachers.

4– Always fair
3 – Usually fair
2 – Sometimes unfair
1 – Usually unfair
0– Unfair

6. Was your performance in assignments discussed with you?

4 – Every time
3 – Usually
2–Occasionally/Sometimes
1 –Rarely
0–Never

7. The institute takes active interest in promoting internship, student exchange, and field visit opportunities for students.

4–Regularly
3–Often
2– Sometimes
1 –Rarely
0–Never

8. The teaching and mentoring process in your institution facilitates you in cognitive, social and emotional growth.

4– Significantly
3 – Very well
2 – Moderately
1 – Marginally
0–Not at all

9. The institution provides multiple opportunities to learn and grow.

4 – Strongly agree
3–Agree
2–Neutral
1–Disagree
0–Stronglydisagree

10. Teachers inform you about your expected competencies, course out comes and programme outcomes.

4 – Every time
3 – Usually
2–Occasionally/Sometimes
1 –Rarely
0–Never

11. Your mentor does a necessary follow-up with an assigned task to you.

4– Every time

- 3 – Usually**
- 2–Occasionally/Sometimes**
- 1 –Rarely**
- 0 –I don't have a mentor**

12. The teachers illustrate the concepts through examples and applications.

- 4 – Every time**
- 3 – Usually**
- 2–Occasionally/Sometimes**
- 1–Rarely**
- 0–Never**

13. The teachers identify your strengths and encourage you with providing right level of challenges.

- 4 – Fully**
- 3 –Reasonably**
- 2 – Partially**
- 1– Slightly**
- 0–Unableto**

14. Teachers are able to identify your weaknesses and help you to overcome them.

- 4– Every time**
- 3 – Usually**
- 2–Occasionally/Sometimes**
- 1 –Rarely**
- 0–Never**

15. The institution makes effort to engage students in the monitoring, review and continuous quality improvement of the teaching learning process.

- 4 – Strongly agree**
- 3–Agree**
- 2–Neutral**
- 1–Disagree**
- 0– Strongly disagree**

16. The institute / teachers use student centric methods, such as experiential learning, participative learning and problem solving methodologies for enhancing learning experiences.

- 4 – To a great extent**
- 3– Moderate**
- 2 – Some what**
- 1 – Very little**
- 0– Not at all**

17. Teachers encourage you to participate in extracurricular activities.

- 4– Strongly agree**
 - 3–Agree**
 - 2–Neutral**
 - 1–Disagree**
 - 0–Stronglydisagree**
-

18. Efforts are made by the institute/ teachers to inculcate soft skills, life skills and employability skills to make you ready for the world of work.

4 – To a great extent

3– Moderate

2 – Some what

1 – Very little

0– Not at all

19. What percentage of teachers use ICT tools such as LCD projector, Multimedia, etc. while teaching.

4 – Above90%

3 – 70 – 89%

2 – 50 – 69%

1 – 30 – 49%

0–Below29%

20. The overall quality of teaching-learning process in your institute is very good.

4–Stronglyagree

3–Agree

2–Neutral

1–Disagree

0–Stronglydisagree

21. Give three observation / suggestions to improve the overall teaching – learning experience in your institution.

a)

b)

c)

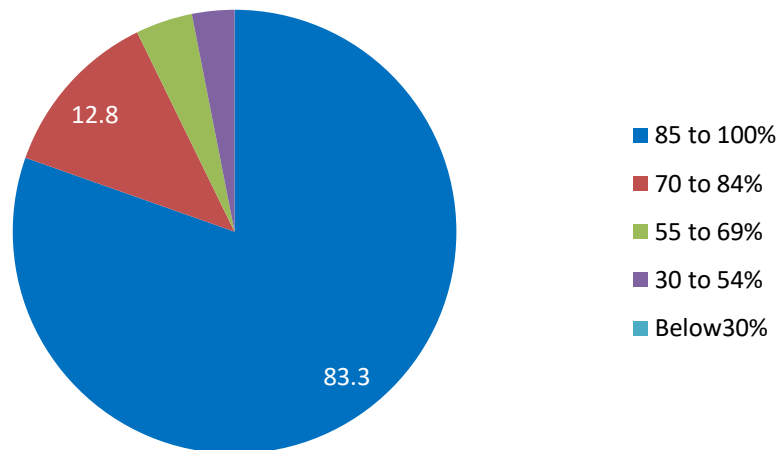
Report on results and details of Students Satisfaction Survey (SSS):

Student Satisfaction Survey (SSS) results from evaluation of students' experience with the facilities and support they received in the college. It is a valid and reliable tool to understand the key areas for future development. It is a direct and useful indicator of the effectiveness of teaching-learning in the institution.

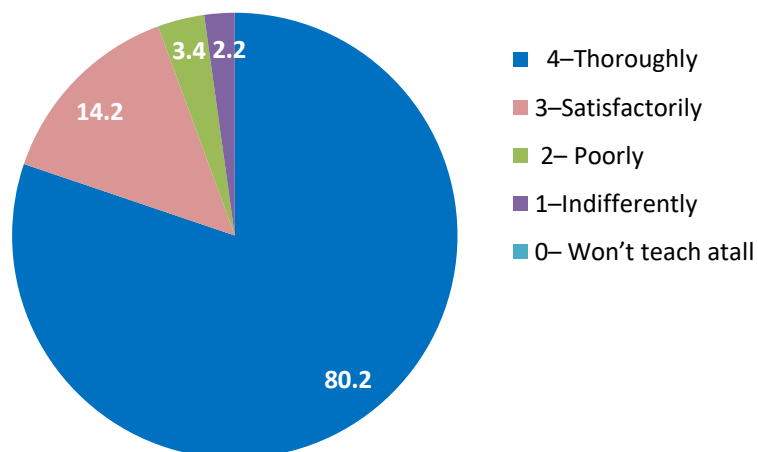
This survey includes majorly the questionnaire recommended by NAAC. The survey results are provided as follows.

Criterion II – Teaching–Learning and Evaluation Student Satisfaction Survey on Teaching Learning Process

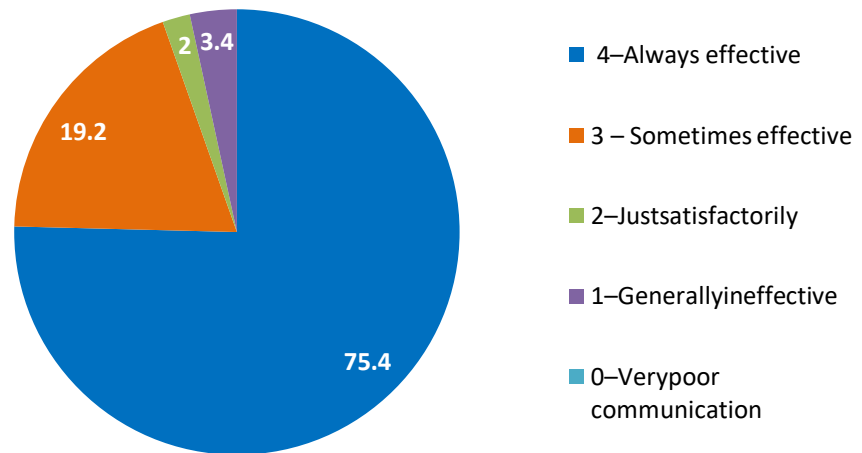
1. How much of the syllabus was covered in the class?



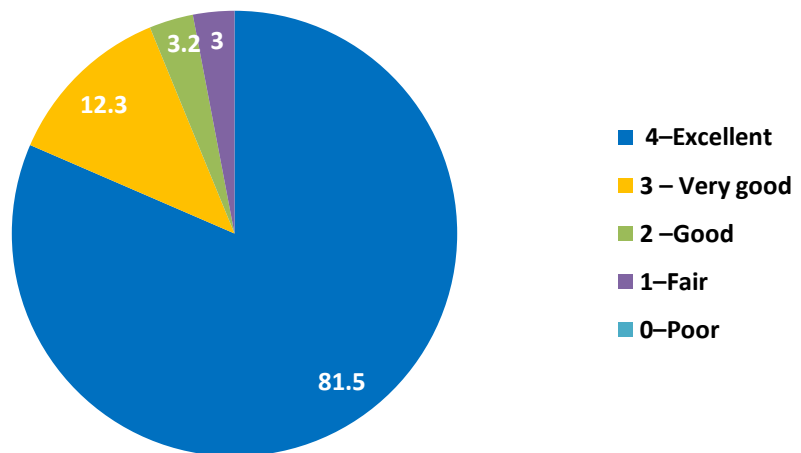
2. How well did the teachers prepare for the classes?



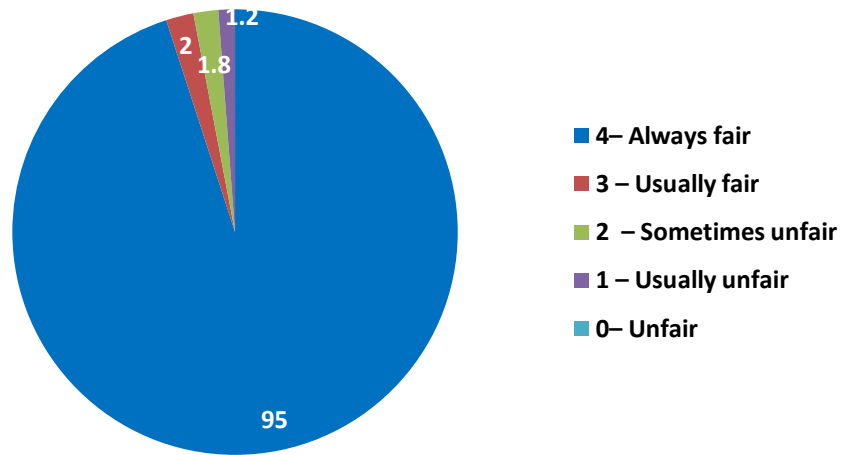
3. How well were the teachers able to communicate?



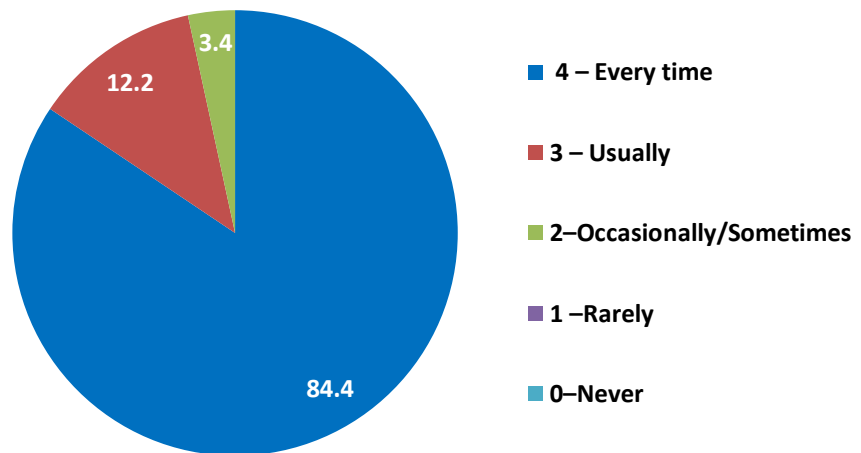
4. The teacher's approach to teaching can best be described as



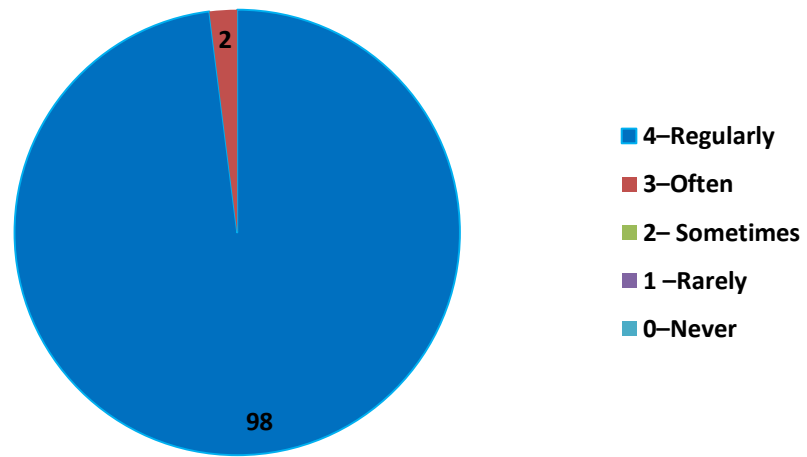
5. Fairness of the internal evaluation process by the teachers.



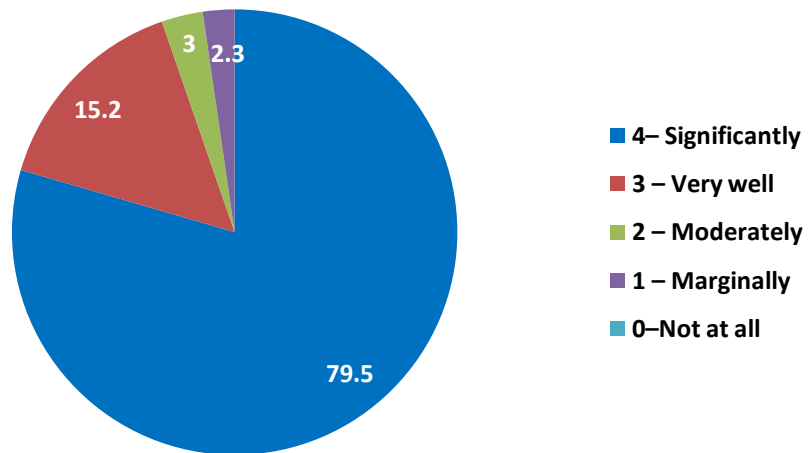
6. Was your performance in assignments discussed with you?



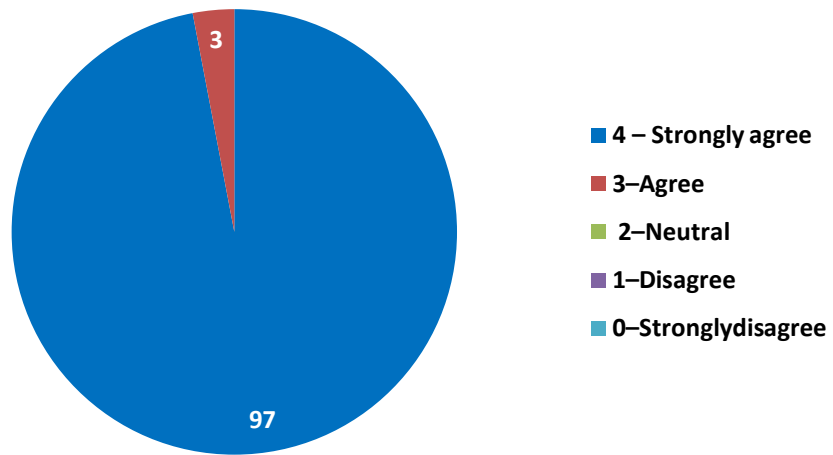
7. The institute takes active interest in promoting internship, student exchange, and field visit opportunities for students.



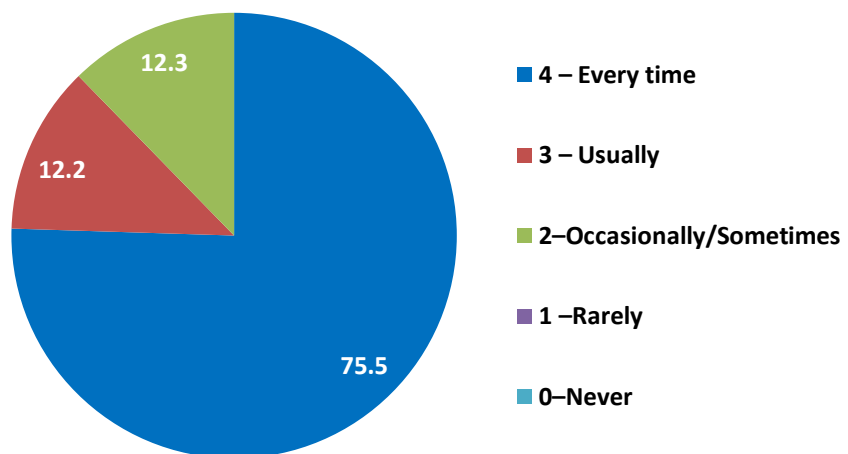
8. The teaching and mentoring process in your institution facilitates you in cognitive, social and emotional growth.



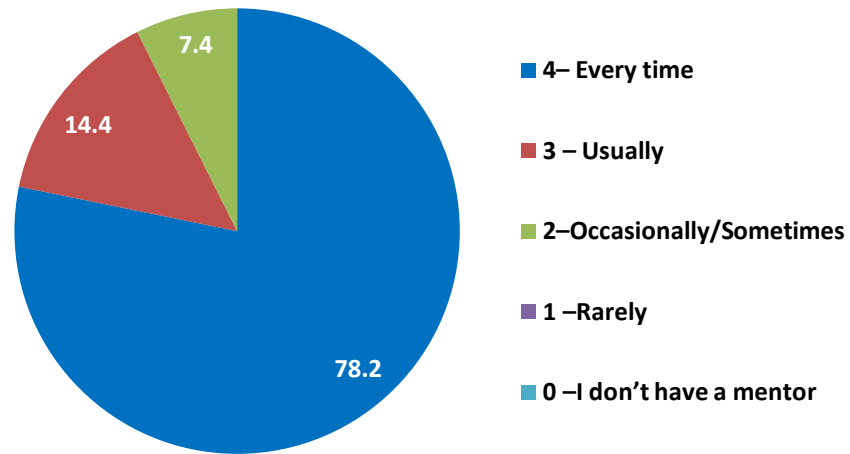
9. The institution provides multiple opportunities to learn and grow.



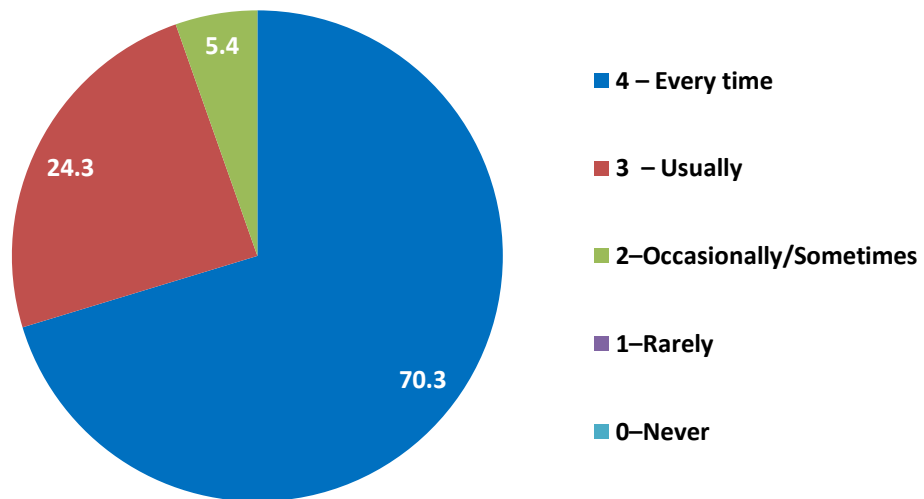
10. Teachers inform you about your expected competencies, course outcomes and programme outcomes.



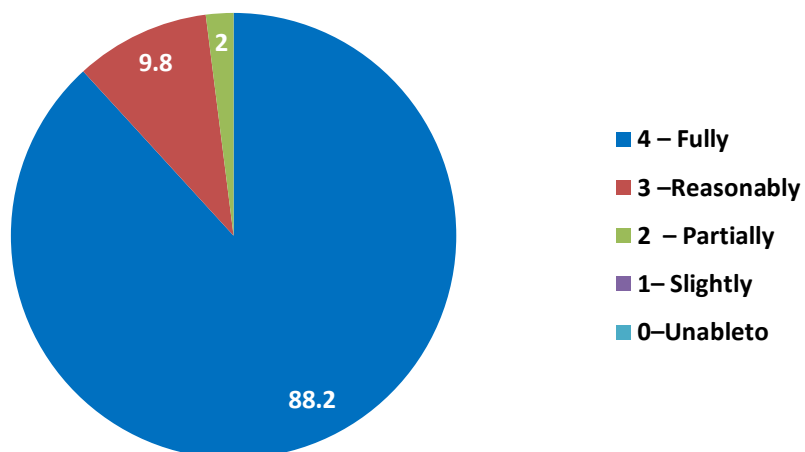
11. Your mentor does a necessary follow-up with an assigned task to you.



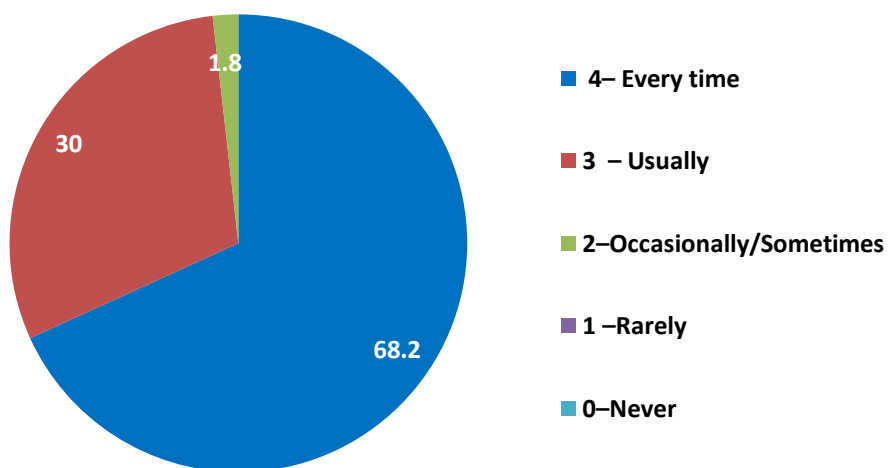
12. The teachers illustrate the concepts through examples and applications



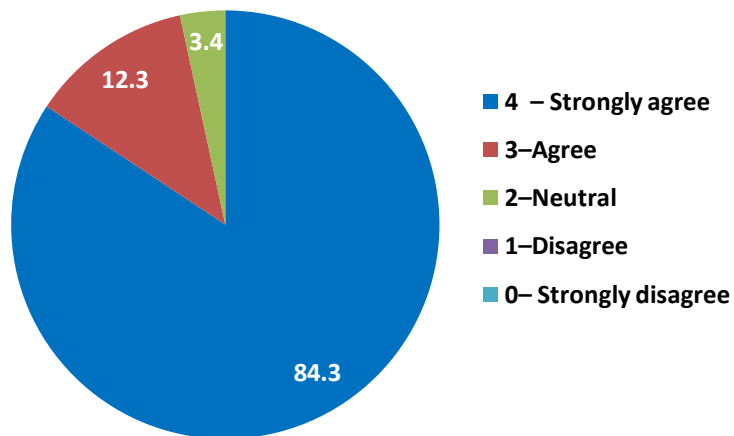
13. The teachers identify your strengths and encourage you with providing right level of challenges.



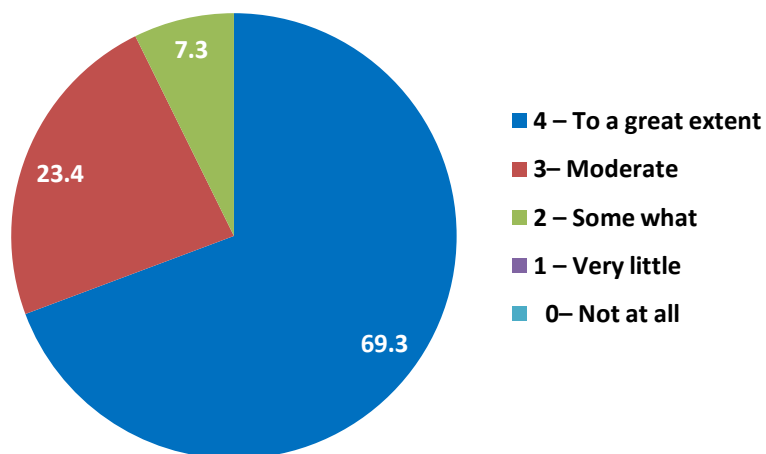
14. Teachers are able to identify your weaknesses and help you to overcome them.



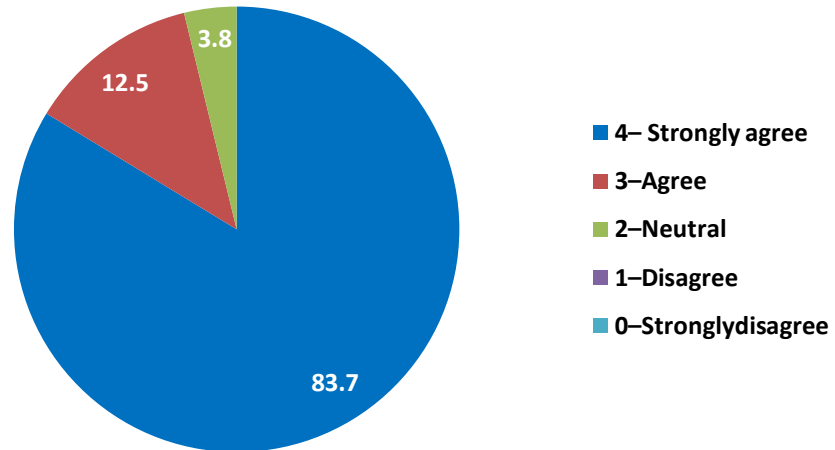
15. The institution makes effort to engage students in the monitoring, review and continuous quality improvement of the teaching learning process.



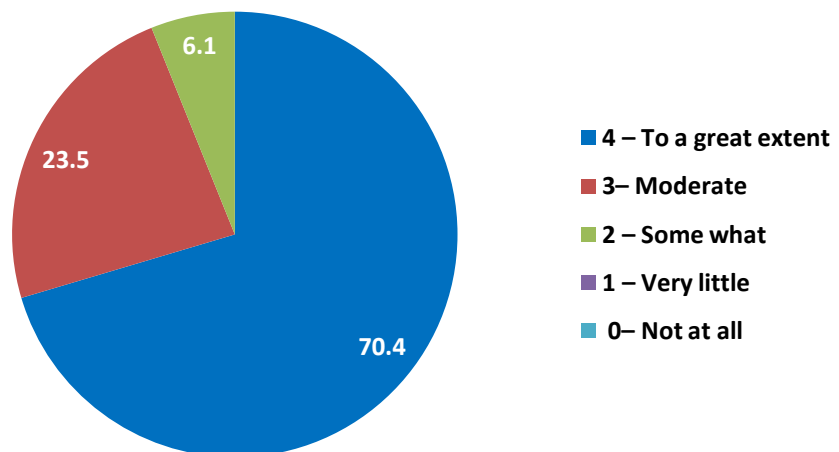
16. The institute / teachers use student centric methods, such as experiential learning, participative learning and problem solving methodologies for enhancing learning experiences.



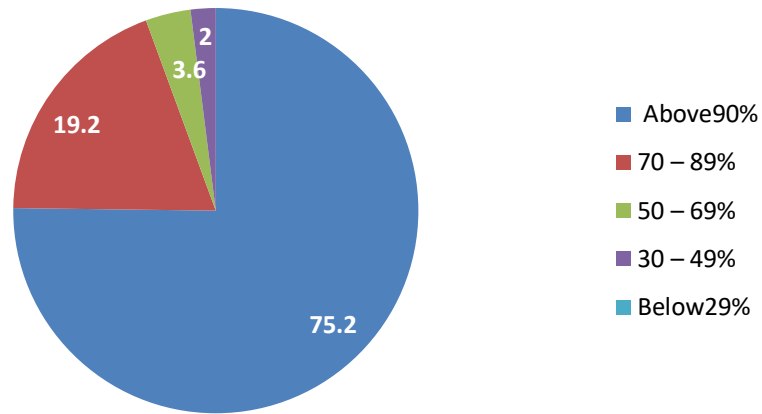
17. Teachers encourage you to participate in extracurricular activities.



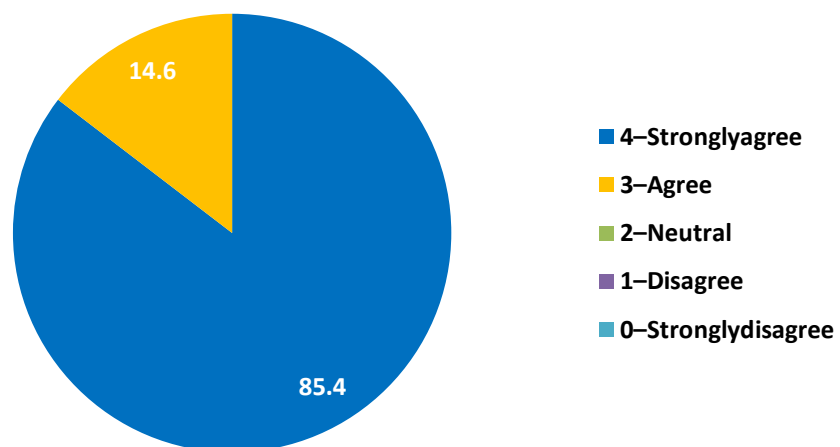
18. Efforts are made by the institute/ teachers to inculcate soft skills, life skills and employability skills to make you ready for the world of work.



19. What percentage of teachers use ICT tools such as LCD projector, Multimedia, etc. while teaching.



20. The overall quality of teaching-learning process in your institute is very good.



20. Provide observation / suggestions to improve the overall teaching – learning experience in your institution.

Overall teaching learning experience is good

Technical subjects to be taught with examples and more clarification

Findings:

- 1) It is observed that 83.3 % students responded that 85% and more of their syllabus were covered in the class.
 - 2) It is observed that 80.2% of students responded that their teachers preparation for the classes was thoroughly .
 - 3) It is observed that 75.4 % of students responded that teachers have an effective communication.
 - 4) It is observed that 81.5 % of students responded that the teacher's approach to teaching can best.
 - 5) It is observed that 95% of students responded that teachers are always fair in the internal evaluation process .
 - 6) It is observed that 84.4% of students responded good about the teacher's discussing about their performance in assignments.
 - 7) It is observed that 98% of students responded that the institute takes active interest in promoting internship, student exchange, and field visit opportunities for them regularly.
 - 8) It is observed that 79.5% of students responded that the teaching and mentoring process in the institution facilitates them in cognitive, social and emotional growth significantly .
 - 9) It is observed that 97% of students agreed that their institution provides multiple opportunities to learn and grow.
 - 10) It is observed that 75.5% of students responded that their teachers every time and usually inform about expected competencies, course outcomes and programme outcomes.
 - 11) It is observed that 78.2% of students responded that their mentor every time does a necessary follow-up.
 - 12) It is observed that 70.3% of students responded that their teachers every time illustrate the concepts through examples and applications and 24.3% set that the teachers usually illustrate the concepts through examples and applications.
 - 13) It is observed that 88.2% of students responded that their teachers fully and reasonably identify the strength of students and encourage them with providing right
-

level of challenges.

14) It is observed that more than 68.2.% of students responded that their teachers are able to identify the students' weaknesses and help to overcome them do it.

15) It is observed that 84.3% of students agreed that the institution makes effort to engage students in the monitoring, review and continuous quality improvement of the teaching learning process.

16) It is observed that 69.3% of students are agreed with the fact that, their institute/ teachers use student centric methods, such as experiential learning, participative learning and problem solving methodologies for enhancing learning experiences to a great extent and 23.4% expressed that the teachers use student centric method moderately.

17) It is observed that 83.7% of student responded that they strongly agree that teachers encourage participation in extra curricular activities.

18) It is observed that 70.4% of student responded that to great extent the teachers inculcate soft skills, life skills and employability skills.

19) It is observed that 75.2% student responded that above 90% of teachers use ICT tools.

20) It is observed that 85.4 % responded that they strongly agree that the overall quality of teaching- learning process in the institute is very good.
